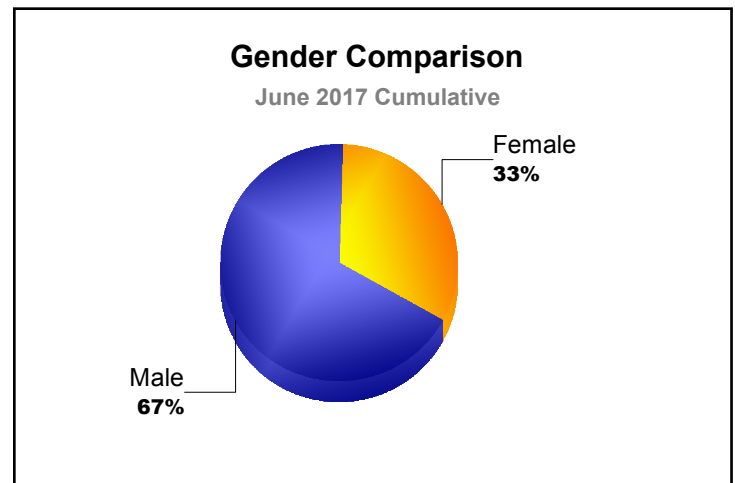
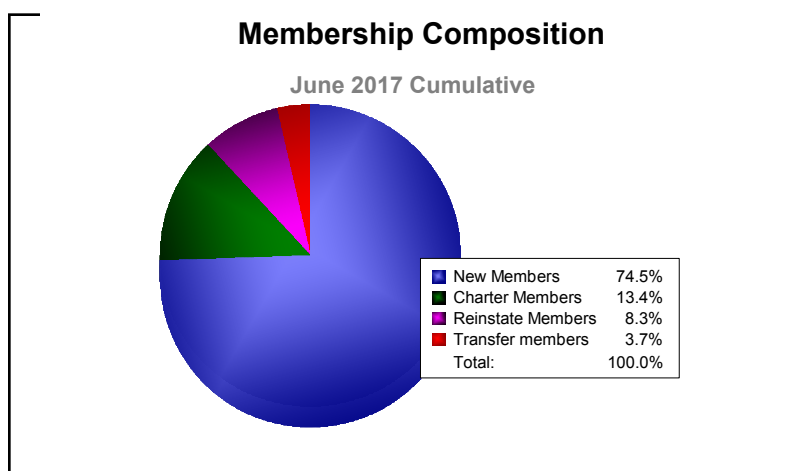
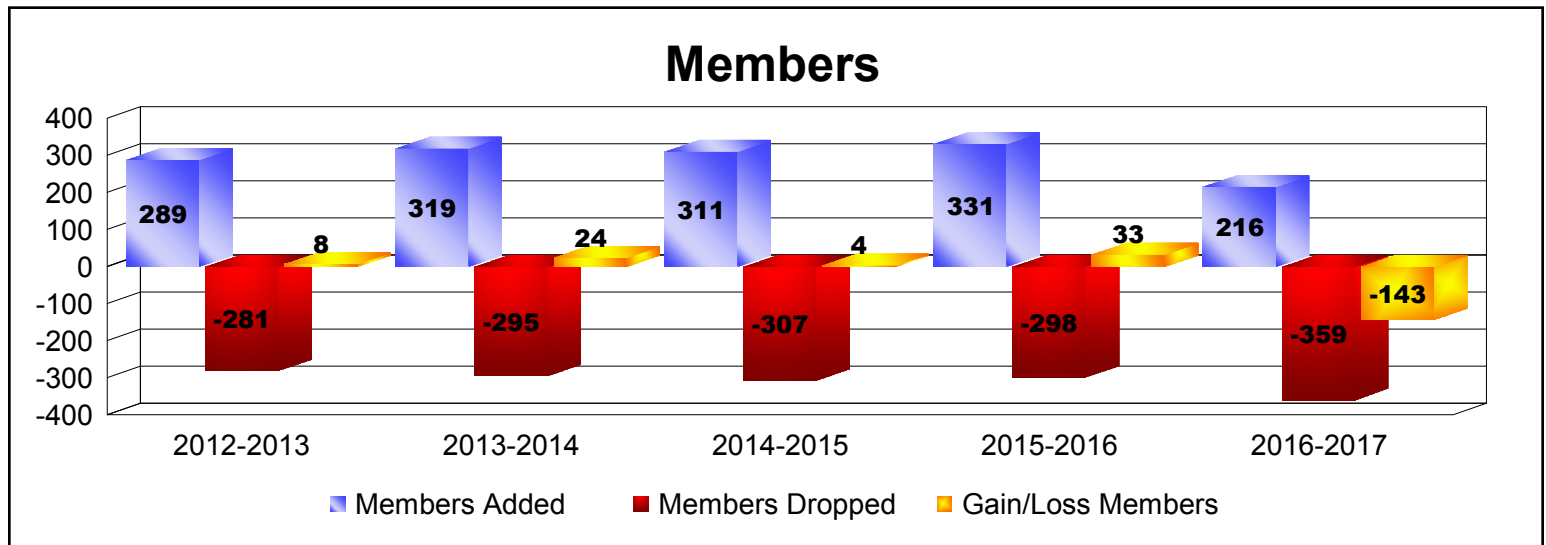
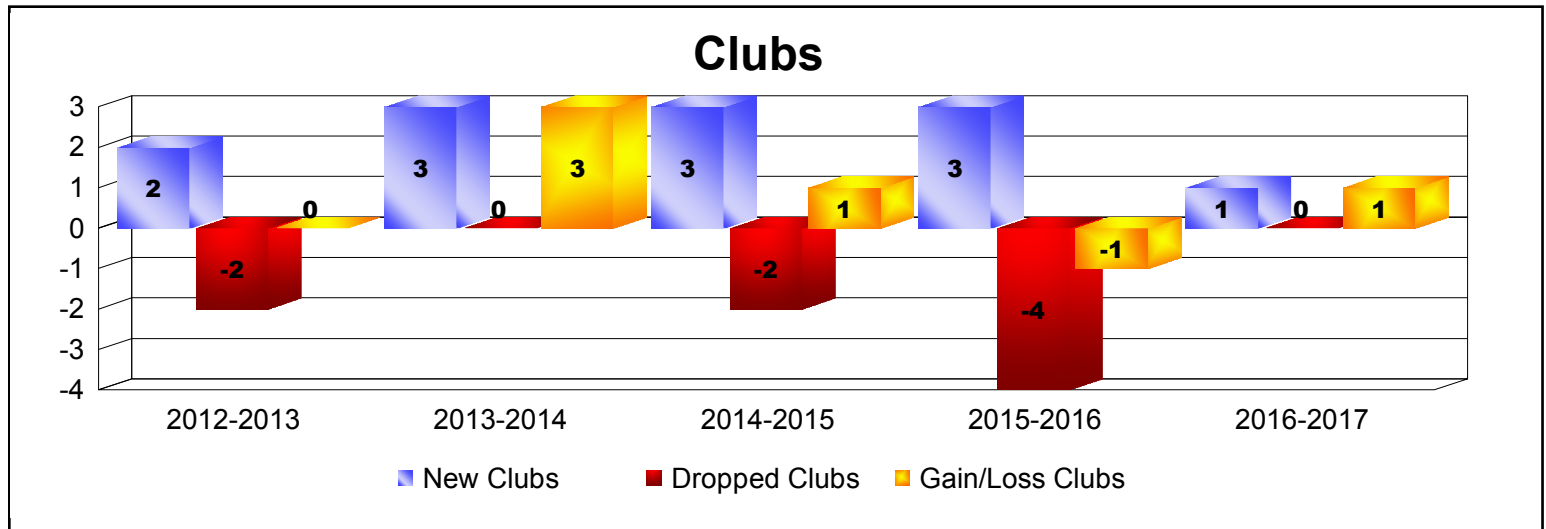


Year	New Clubs	Dropped Clubs	Gain/ Loss Clubs	New Members	Charter Members	Reinstate Members	Transfer Members	Total Member Added	Total Members Dropped	Gain/ Loss Members
2012-2013	2	-2	0	199	64	2	24	289	-281	8
2013-2014	3	0	3	181	112	12	14	319	-295	24
2014-2015	3	-2	1	205	88	4	14	311	-307	4
2015-2016	3	-4	-1	215	96	8	12	331	-298	33
2016-2017	1	0	1	161	29	18	8	216	-359	-143
Average	2	-2	1	192	78	9	14	293	-308	-15



Year	New Clubs	Dropped Clubs	Gain/ Loss Clubs	New Members	Charter Members	Reinstate Members	Transfer Members	Total Member Added	Total Members Dropped	Gain/ Loss Members
2012-2013	0	0	0	2	0	0	1	3	-3	0
2013-2014	0	0	0	4	0	0	0	4	-7	-3
2014-2015	0	0	0	5	0	1	1	7	-7	0
2015-2016	0	0	0	6	0	2	1	9	-10	-1
2016-2017	0	0	0	3	0	0	0	3	-2	1
Average	0	0	0	4	0	1	1	5	-6	-1

